

《Chapter 3》 FDI, Trade, Global Value Chains and Exchange Rates Regimes

Revisiting the Impacts of Exchange Rate Movement on the Dollarization Process in Cambodia

Sovannroeun Samreth^{1,3} and Pagna Sok²

Received: 25 September 2018 / Accepted: 25 October 2018

© Social Science Review (2018) Saitama University, Japan

Abstract Previous studies on factors affecting the substitution process between domestic currency and foreign currency (i.e., the dollarization process) in Cambodia indicate that exchange rate movement is one of its important determinants. These studies tend to assume that the effects of this movement are symmetric. However, domestic currency appreciation and depreciation can have asymmetric impacts on people's behaviors when substituting between domestic currency and foreign currency. Therefore, this study re-examines the impacts of exchange rate movement on the dollarization process in Cambodia by taking into account the possibility of these asymmetric effects. A cointegration analysis framework is adopted for the estimation of a model that also incorporates a hysteresis effect of the dollarization process. The estimation results of quarterly data between 1994Q2 to 2017Q4 indicate that Cambodian Riel depreciation and appreciation do have asymmetric impacts on its dollarization process. These results provide some implications for policy actions addressing the dollarization issue in Cambodia.

Keywords Cambodia, Currency Substitution, Dollarization

JEL Classification E51, F41

¹ Graduate School of Humanities and Social Sciences, Faculty of Liberal Arts, Saitama University

Acknowledgements: We would like to thank Hiroyuki Taguchi, Limskul Kittit and the participants of the Workshop on Mekong Economy at Saitama University, Japan, and the 16th International Convention of the East Asian Economic Association at National Taiwan University, Taipei, for their valuable comments and suggestion. Samreth wishes to acknowledge the financial support from the Grant-in-Aid for Scientific Research(C) (No. 18K01604). Needless to say, we are solely responsible for any errors that may appear in this paper.

² Economic Research and International Cooperation Department, National Bank of Cambodia

³ Corresponding author. Email: roeun99@mail.saitama-u.ac.jp

1 Introduction

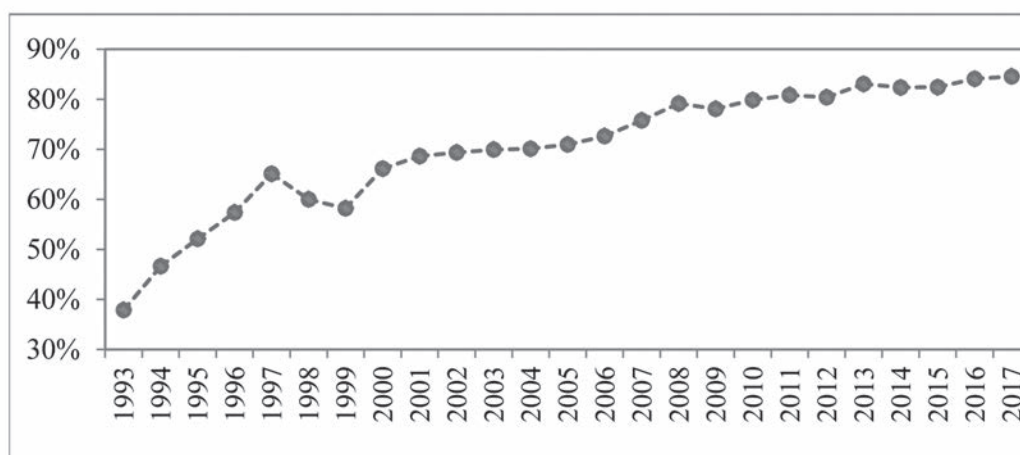
Cambodia is a country currently experiencing a widespread circulation of foreign currency, mainly the U.S. dollar, in its economy as a means of payment, a unit of accounts, and a store of value, even though the foreign currency is not officially adopted. As discussed in various studies such as Kem (2001), Zamaróczy and Sa (2002), and Menon (2008), this phenomenon of dollarization is a consequence of various factors. One of those factors is the availability of foreign currency due to the huge inflows of foreign aid and external finance used for peacekeeping operations by the United Nations Transitional Authority in Cambodia (UNTAC) during the period of political and socioeconomic transition in the early 1990s. Another factor is the loss of confidence in the value of Cambodian Riel resulting from socioeconomic and political instability during that transitional period. This led to a widely observed phenomenon of substituting foreign currency for Riel in economic activities. Figure 1 illustrates the share of foreign currency deposits (FCDs) in broad money (M2) in Cambodia between 1993 and 2017 (this share is often used to capture the dollarization level in a country⁴). The figure generally shows a rapid increase in the share of FCDs in M2 during the 1990s. The share has constantly increased since the early 2000s and exceeded 80% in 2017. This very high share of FCDs indicates that Cambodia is a highly dollarized economy. It is widely known that dollarization brings both costs and benefits to countries experiencing the phenomenon. Generally, the costs of dollarization may include the loss of seigniorage and the restraint of the implementation of monetary policy, and its benefits may include the enhancement of financial sector development and price stabilization⁵. For Cambodia, such effects are discussed and examined from a macroeconomic viewpoint by studies such as Kem (2001), Zamaróczy and Sa (2002), Kang (2005), Samreth (2010, 2011), and Duma (2011). Although there can be both costs and benefits of dollarization from an economic viewpoint, motivated by non-economic reasons such as a national pride, a highly dollarized country like Cambodia usually seeks to de-dollarize its economy in the long term.⁶ For this purpose, understanding factors affecting the dollarization process is very important.

4 Although the degree of dollarization should also take into account foreign currency in circulation, in practice, this is virtually impossible due to the lack of data.

5 See Kem (2001) and Zamaróczy and Sa (2002), among others, for a good explanation of the costs and benefits of dollarization in Cambodia.

6 The regular annual celebration of Riel Day by the National Bank of Cambodia (NBC) over recent years reflects the policy preference promoting the use of Riel and de-dollarization.

Fig. 1 Share of Foreign Currency Deposits in Total Broad Money (M2) in Cambodia between 1993 and 2017



Source: Economic and Monetary Statistics Review, NBC (2018)

Our study attempts to provide a better understanding of the substitution process between domestic currency and foreign currency (i.e., the dollarization process) in Cambodia by focusing on exchange rate movement as its main factor. Previous studies such as Kem (2001) and Ra (2008) actually provide evidence supporting the important role of exchange rate movement in the dollarization process in Cambodia. Samreth (2011) also reaches the same conclusion even after the hysteresis effect of the dollarization process is taken into account⁷. A drawback of these previous studies is their assumption of the symmetric effects of exchange rate movement. However, domestic currency appreciation and depreciation can have asymmetric impacts on behaviors of people in substituting between domestic currency and foreign currency. In this study, we re-examine the effects of exchange rate movement on the dollarization process in Cambodia by taking into account the possibility of these asymmetric effects. The estimation equation is built upon the equation derived and used by Samreth (2011), in which the hysteresis effect of the dollarization process is considered. The autoregressive distributed lag (ARDL) approach to cointegration suggested by Pesaran et al. (2001) is adopted as the estimation method. Using quarterly data between 1994Q2 and 2017Q4, the estimation results indicate that the impact of Riel depreciation is larger than that of Riel appreciation, confirming asymmetric impacts of exchange rate movement on the dollarization process. Our findings may suggest some implications for addressing the dollarization issue in Cambodia. Carefully monitoring exchange rate movement and policy efforts focusing on a gradual appreciation of Riel may be needed for enhancing de-dollarization.

⁷ Lay et al. (2012) also examine the relationship between exchange rate movement and the dollarization process in Cambodia. But, their focus is on the impact of dollarization on exchange rate movement.

The remaining structure of this paper is organized as follows. Section 2 presents the estimation equation in which the definition and the construction of variables in consideration are explained. Section 3 presents the estimation method. Section 4 explains the data used for the estimation. Section 5 presents the estimation results and discussion. Section 6 concludes the paper.

2 Estimation Equation

For the estimation, we adopt the equation derived and used by Samreth (2011) under the theoretical framework of a money-in-the-utility model⁸. In that model, the utility function of the representative household has two components. One is the utility part gained from the consumption of non-tradable and tradable goods. Another is the utility part gained from holding or using domestic and foreign currency. The model also takes into account the hysteresis effect of the dollarization phenomenon; that is, the past pervasiveness of foreign currency use or holdings is considered to have an impact on current levels of foreign currency use or holdings. By solving the household utility maximization problem, Samreth (2011) derived the following equation⁹.

$$\ln CS_t = \beta_0 + \beta_1 \ln H_t + \beta_2 E_t Z_{t+1}, \quad (1)$$

where CS_t is the ratio between foreign and domestic currency balances (i.e., the currency substitution ratio) at time t ; Z_{t+1} is growth of the exchange rate between periods t and $t+1$; H_t represents the hysteresis effect of foreign currency use or holdings (i.e., dollarization phenomenon) at time t ; E_t represents the expectation at time t ; and \ln indicates the natural logarithm. A positive value of Z represents a depreciation of the domestic currency, and its negative value is an appreciation. Following Samreth (2011), it is assumed that the expectation of the rate of change of the exchange rate equals its actual growth, $E_t Z_{t+1} = Z_t$. Hence, Equation (1) can be rewritten as follows.

$$\ln CS_t = \beta_0 + \beta_1 \ln H_t + \beta_2 Z_t + \varepsilon_t, \quad (2)$$

where an error term, ε , is included to capture the elements that cannot be observed in the model. The expected signs of the coefficients in Equation (2) are as follows. β_1 is expected to be positive since higher level (i.e., an increase in H) of the past pervasiveness of foreign currency use or holdings can increase the current level of foreign currency use or holdings. For β_2 , it is also expected to be positive since more depreciation of domestic currency (i.e., an increase in Z) can lead to more substitution of foreign currency

⁸ The theoretical framework in Samreth (2011) is built upon that of Rojas-Suarez (1992), İmrohoroğlu (1994), Uribe (1997), Sawada and Yotopoulos (2001), Cuddington et al. (2002), and Kumamoto and Kumamoto (2008).

⁹ See Samreth (2011) for the detailed derivation of this equation.

for domestic currency.

In Equation (2), the impacts of domestic currency depreciation and appreciation are considered to have the same magnitude as measured by β_2 . However, there is a possibility that they may have different effects (i.e., asymmetric impacts) on the public's behaviors in using or holding domestic and foreign currencies (i.e., the dollarization process). Hence, the examination of this existence can provide useful implications for addressing the dollarization issue. For this examination, the trend of Z in Equation (2) is decomposed into two components, the positive trend and negative trend. The positive trend means more depreciation of the domestic currency and the negative trend means more appreciation of it. The decomposition of Z follows the partial sum process adopted by Shin et al. (2014)¹⁰. Specifically, Z can be decomposed as the partial sum of its positive change (Zd) and its negative change (Za) as follows.

$$Z_t = Z_0 + Zd_t + Za_t, \quad (3)$$

where Z_0 is the value of Z_t at time $t = 0$ and Zd and Za are constructed as follows.

$$Zd_t = \sum_{j=1}^t \Delta Z_d_t = \sum_{j=1}^t \max(\Delta Z_j, 0), \quad (4)$$

$$Za_t = \sum_{j=1}^t \Delta Z_a_t = \sum_{j=1}^t \min(\Delta Z_j, 0), \quad (5)$$

where Δ represents the first difference. Replacing Z in Equation (2) with Zd and Za , the following estimation equation is obtained.

$$\ln CS_t = \gamma_0 + \gamma_1 \ln H_t + \gamma_2 Zd_t + \gamma_3 Za_t + v_t, \quad (6)$$

where v represents an error term. Between two periods, if Z increases (i.e., $\Delta Z > 0$), then the change in Z is captured by Zd (more depreciation of Riel) and Za remains constant. If Z decreases (i.e., $\Delta Z < 0$), then the change in Z is captured by Za (more appreciation of Riel) and Zd remains constant. Hence, Zd always increases (i.e., more depreciation of domestic currency) or remains constant, and Za always decreases (i.e., more appreciation of domestic currency) or remains constant. From this, both γ_2 and γ_3 are expected to be positive if the substitution effect between domestic currency and foreign currency is observed. Specifically, with an expectation of a higher depreciation rate of domestic currency (i.e., a more increase in Zd), people are expected to substitute foreign currency for domestic currency and the opposite occurring with an expectation of a higher appreciation rate (i.e., a more decrease in Za) of the domestic currency.

Following Samreth (2011), a dummy variable, *Polidu*, is included in Equation (6) to capture the effects

¹⁰ The partial sum approach is applied by various studies to examine the possibility of asymmetric effects of exchange rate movement on the demand for money. These studies include, among others, Bahmani-Oskooee and Bahmani (2015) for the case of Iran, Bahmani-Oskooee et al. (2016) for the case of China, and Bahmani-Oskooee et al. (2017) for the case of Turkey.

of violent conflicts and political unrest in Cambodia over 1997-1998. The estimation equation can be rewritten as follows.

$$\ln CS_t = \alpha_0 + \alpha_1 \ln H_t + \alpha_2 Z d_t + \alpha_3 Z a_t + \alpha_4 Polidu_t + \nu_t, \quad (7)$$

where $Polidu_t = 1$ for $t = 1997Q3-1998Q4$ and $Polidu_t = 0$ elsewhere; ν is an error term.

3 Estimation Method

The ARDL approach to cointegration proposed by Pesaran et al. (2001) is used for the estimation. The adoption of this method is based on its advantages compared to the residual-based approach by Engle and Granger (1987) and the maximum likelihood-based approach by Johansen and Juselius (1990). Specifically, the ARDL approach does not require the same integration order of variables in the estimation equation, although the variables cannot have the integration of two or higher¹¹. The error correction representation of the ARDL model of Equation (7) that incorporates both short-run and long-run effects of the independent variables in consideration is expressed as follows.

$$\begin{aligned} \Delta \ln CS_t = & \delta_0 + \sum_{i=1}^{m_1} \delta_{1i} \Delta \ln CS_{t-i} + \sum_{i=0}^{m_2} \delta_{2i} \Delta \ln H_{t-i} + \sum_{i=0}^{m_3} \delta_{3i} \Delta Z d_{t-i} + \sum_{i=0}^{m_4} \delta_{4i} \Delta Z a_{t-i} + \sum_{i=0}^{m_5} \delta_{5i} \Delta Polidu_{t-i} \\ & + \lambda_1 \ln CS_{t-1} + \lambda_2 \ln H_{t-1} + \lambda_3 Z d_{t-1} + \lambda_4 Z a_{t-1} + \lambda_5 Polidu_{t-1} + \mu_t \end{aligned} \quad , (8)$$

where μ is an error term and Δ denotes the difference. In Equation (8), the part of differenced variables captures the short-run effects and the part of level variables captures the long-run effects.

In the ARDL approach to cointegration, the statistical test on the existence of the long-run relationship among the variables under consideration is required. Specifically, the null hypothesis of no cointegration or no long-run relationship relating to the coefficients of lag-level variables in Equation (8), $H_0: \lambda_1 = \lambda_2 = \lambda_3 = \lambda_4 = \lambda_5 = 0$, is tested against its alternative, $H_1: \lambda_1 \neq 0, \lambda_2 \neq 0, \lambda_3 \neq 0, \lambda_4 \neq 0, \lambda_5 \neq 0$. This statistical test is implemented by using an F-test. To judge if the null hypothesis is rejected, the statistics obtained from this test are compared with their critical values (CVs) as computed by and provided in Pesaran et al. (2001). If the computed statistic is larger than the upper bound of the CV at a standard significance level, then the null hypothesis is rejected, implying the existence of the long-run or cointegration relationship among variables in consideration. If it is smaller than the lower bound of the CV at a standard significance level, then the null hypothesis cannot be rejected, meaning this does not support the existence of the long-run or cointegration relationship among variables. Moreover, if it is between the

¹¹ See Pesaran et al. (2001) for a detailed explanation of the advantages of ARDL approach.

lower and upper bounds of the CV at a standard significance level, it is inclusive. After the statistical test of the existence of long-run or cointegration, the ARDL model incorporating both short-run and long-run effects is estimated by using Schwarz information criterion (SIC) for optimal lag order selection of variables in the estimation equation. The selected ARDL model is represented by using an error correction term to replace the long-run part (i.e., the part of lag level variables) in Equation (8). The selected ARDL model can be expressed as follows.

$$\Delta \ln CS_t = \theta_0 + \sum_{i=1}^{n_1} \theta_{1i} \Delta \ln CS_{t-i} + \sum_{i=0}^{n_2} \theta_{2i} \Delta \ln H_{t-i} + \sum_{i=0}^{n_3} \theta_{3i} \Delta Z d_{t-i} + \sum_{i=0}^{n_4} \theta_{4i} \Delta Z a_{t-i} + \sum_{i=0}^{n_5} \theta_{5i} \Delta Polidu_{t-i} + \varphi EC_{t-1} + \zeta_t, \quad (9)$$

where EC is the error correction term and ζ is an error term. EC captures the adjustment to the long-run equilibrium, and it can be expressed as $EC = \ln CS - \pi_0 - \pi_1 \ln H - \pi_2 Z d - \pi_3 Z a - \pi_4 Polidu$. The estimation results of Equation (9) are the short-run estimation results in the selected ARDL model. The related long-run estimated equation is expressed as follows.

$$\widehat{\ln CS}_t = \hat{\pi}_0 + \hat{\pi}_1 \ln H_t + \hat{\pi}_2 Z d_t + \hat{\pi}_3 Z a_t + \hat{\pi}_4 Polidu_t, \quad (10)$$

where $\widehat{\ln CS}$ represents the predicted $\ln CS$; $\hat{\pi}_0$, $\hat{\pi}_1$, $\hat{\pi}_2$, $\hat{\pi}_3$, and $\hat{\pi}_4$ are the estimated coefficients of π_0 , π_1 , π_2 , π_3 , and π_4 , respectively.

In our estimation, the stability tests of the estimated model are also presented. This is done by applying the statistical tests on the cumulative sum of recursive residuals and their squares of the selected ARDL model.

4 Estimation Data

Quarterly data from 1994Q2 to 2017Q4 are used for the estimation. This sample period selection is based on data availability of all variables in consideration. To construct the substitution ratio between foreign currency and domestic currency, CS, data of foreign money and domestic money balances are used. Domestic money balance is the Cambodian Riel-denominated monetary aggregate M2, consisting of currency in circulation, demand deposits, and time and saving deposits of Riel in the financial system. Foreign money balance is the deposits of foreign currency in the financial system. The data are obtained from Economic and Monetary Statistics published by the National Bank of Cambodia (NBC). Foreign currency circulating in Cambodia is mostly dominated by the U.S. dollar. Foreign currency circulating outside the banking system is not considered, since its data are virtually not available, following Kem (2001),

Ra (2008), and Samreth (2011). As adopted by Samreth (2011), the past peak value of CS is used as the proxy of the hysteresis effect of the dollarization process (H) as follows¹².

$$H_t = \max_j CS_j, j = 0, 1, 2, \dots, t - 1 \quad (11)$$

To construct the partial sum of positive change, Zd , and the partial sum of negative change, Za , of Z , the period average data of the market exchange rate between Riel and the U.S. dollar, defined as Riel per U.S. dollar, are used. Data of market exchange rate are obtained from the NBC. The descriptive statistics for variables in consideration are presented in Table 1.

Table 1 Descriptive Statistics

Variable	Observations	Maximum	Minimum	Mean	Median	Std. Dev.
lnCS	97	1.6923	-0.5884	0.9872	0.9273	0.5488
lnH	97	1.6923	-0.2985	1.0218	0.9273	0.5424
Zd	97	0.8820	0.2214	0.7283	0.7652	0.1519
Za	97	0.0000	-0.5822	-0.4250	-0.4630	0.1545

5 Estimation Results and Discussion

5.1 Unit Root Test and Cointegration Relationship Test Results

As mentioned above, in the ARDL approach to cointegration, the same integration order of variables in consideration is not required. However, the CVs for the F-test of long-run or cointegration relationship computed by Pesaran et al. (2001) are for variables with an integration order of zero or one (i.e., I(0) or I(1)). These CVs cannot be applied if the variables in consideration have a higher integration order.

Table 2 Augmented Dicky-Fuller Unit Root Test

	Level		First Difference	
	Intercept	Trend and Intercept	Intercept	Intercept and Trend
lnCS	-2.9720**	-3.1042	-14.4774***	-14.8481***
lnH	-2.3768	-2.8113	-2.6110*	-2.7182
Zd	-5.6319***	-5.3539***	-4.6357***	-5.5049***
Za	-5.4016***	-4.7847***	-4.8268***	-5.4448***

1. The null hypothesis: non-stationary.

2. The asterisks ***, **, and * denote the rejection of the null hypothesis at the 1%, 5%, and 10% significance levels, respectively.

Therefore, we need to confirm the integration order of variables, which can be done by unit root tests.

¹² The use of this proxy follows Mongardini and Mueller (2000) and Cuddington et al. (2002).

The results of unit root tests based on the augmented Dickey-Fuller (ADF) approach are provided in Table 2. It is clear from the table that all variables in consideration are either $I(0)$ or $I(1)$. Specifically, $\ln CS$, Za and Zd are $I(0)$ and $\ln H$ is $I(1)$. This implies that the CVs computed by Pesaran et al. (2001) can be used for testing the existence of a long-run or cointegration relationship.

The computed F-statistics with various lag lengths from this test are presented in Table 3. From the table, generally, there is evidence supporting the existence of a long-run or cointegration relationship among the variables in consideration. Though the F-statistics with some lag orders is between the lower and upper bounds of CVs, implying the inclusive judgment of the F-test, the statistical significance of the error correction term, EC , in the next estimation reconfirms the long-run or cointegration relationship.

Table 3 F-statistics for Test of Cointegration or Long-Run Relationship

Lag Length	2	4	6	8
F-statistics	3.3628	2.6752	6.7569	3.7600
Critical Value	5% Significance Level			
Lower Bound	3.23			
Upper Bound	4.35			

The critical value is from Pesaran et al. (2001).

5.2 Short-Run Estimation Results

The results of the ARDL-based short-run estimation of Equation (9) are shown in Table 4. We set the maximum lag length to eight for the estimation in order to sufficiently capture the model dynamics. Based on this maximum lag length, $ARDL(1,1,0,0)$ is obtained by the SIC. The adoption of SIC for optimal lag selection follows previous studies such as Narayan (2004) and Samreth (2011). The results in Table 4 indicate that the coefficient of the error correction term, EC , is negative and statistically significant, and its absolute value is smaller than one. This result reconfirms the existence of the long-run or cointegration relationship among variables in consideration. The value of EC (-0.3740) indicates a high speed of adjustment to equilibrium when there is a shock. Approximately 37% of the divergence in the previous period converges back to the equilibrium. This high adjustment speed may be due to the widespread availability of currency substitution in Cambodia, where people can widely substitute between Riel and foreign currency.

Moreover, from Table 4, the coefficients of ΔZd and ΔZa are statistically significant and have the expected signs, supporting the substitution effects between Riel and foreign currency. This is consistent with the results of Kem (2001), Ra (2008), and Samreth (2011). However, the impacts of ΔZd and ΔZa are not the same. This is also confirmed by a Wald test, wherein the null hypothesis that the coefficients of ΔZd and ΔZa are the same is rejected at the 5% significance level¹³.

¹³ The computed Wald statistic from this test is $\chi^2(1) = 5.0060$ with the p-value = 0.025.

Table 4 Estimation Results of Error Correction Representation for Selected Autoregressive Distributed Lag Model (Dependent Variable: $\Delta \ln CS$)

Variable	ARDL(1,1,0,0)	
	Coefficient	Standard Error
<i>Constant</i>	-0.6086***	0.1788
$\Delta \ln H$	1.0151***	0.2546
ΔZ_d	1.7442***	0.4769
ΔZ_a	1.3453***	0.4003
$\Delta Polidu$	-0.1980***	0.0340
EC_{t-1}	-0.3740***	0.0864
S.E. of Regression:	0.0522	
Adjusted- R^2	0.3229	
Durbin-Watson statistic:	2.0898	
$EC = \ln CS + 1.6271 - 0.7404 \ln H - 4.6634 Z_d - 3.5968 Z_a + 0.5293 Polidu$		
Diagnostic Tests		
Serial correlation test:	$\chi^2_{sc} = 1.5302$ [0.821]	
Functional form test:	$\chi^2_{ff} = 1.5813$ [0.209]	
Normality test:	$\chi^2_n = 0.9058$ [0.636]	
Heteroscedasticity test:	$\chi^2_h = 0.0654$ [0.798]	

1. The asterisk *** indicates the rejection of the null hypothesis at the 1% significance level.

2. The number in the brackets is the p-value.

The different size impacts of ΔZ_d and ΔZ_a indicate asymmetric effects of Riel depreciation and appreciation on currency substitution in Cambodia. Specifically, the impact of a higher Riel depreciate rate on the substitution process between Riel and foreign currency (i.e., the U.S. dollar) is stronger than that of higher Riel appreciation rate.

To examine the validity of the estimation equation, the tests of serial correlation, functional form, normality, and heteroscedasticity are implemented. Their results are also provided in Table 4. From the table, the estimation equation passes all of these tests, strengthening the validity of the estimation equation being used.

5.3 Long-Run Estimation Results

The estimation results indicating the long-run or cointegration relationship among variables in consideration are provided in Table 5.

Table 5 Long-Run Estimation (Cointegration) Results (Dependent Variable: $\ln CS$)

Variable	ARDL(1,1,0,0)	
	Coefficient	Standard Error
<i>Constant</i>	-1.6271***	0.5241
$\ln H$	0.7404***	0.1212
Z_d	4.6634***	1.4430
Z_a	3.5968***	1.1492
$Polidu$	-0.5293***	0.1137

The asterisks *** indicates the rejection of the null hypothesis at 1% significance level.

Based on the results in the table, the relationship can be expressed as follows.

$$\widehat{\ln CS}_t = -1.63 + 0.74 \ln H_t + 4.66 Z d_t + 3.60 Z a_t - 0.53 Polidu_t, \quad (12)$$

(0.52) (0.12) (1.44) (1.15) (0.11)

where $t = 1994Q2$ to $2017Q4$ and $Polidu_t = 1$ for $t = 1997Q3$ - $1998Q4$, and $Polidu_t = 0$, elsewhere; the numbers in parentheses are the standard errors.

Our results indicate that the coefficient of H is statistically significant and positive, indicating the existence of the hysteresis effect of currency substitution (i.e., the dollarization process) in Cambodia. The coefficient of $Polidu$ capturing the effects of violent conflicts and political unrest in Cambodia around 1997 and 1998 is statistically significant and negative. Both results relating to H and $Polidu$ are in line with Samreth (2011). The negative coefficient of $Polidu$ should not be surprising, because the CS ratio is constructed by taking into account only foreign currency deposits in the financial system. As discussed in Samreth (2011), this result may reflect the fact that violent conflicts and political unrest make domestic residents rush to withdraw their foreign currency deposits from financial institutions, leading to a decrease in the CS ratio.

For the impacts of exchange rate movement, the results show that both coefficients of Zd and Za are statistically significant and positive. This means that an increase in Zd reflecting a higher Riel depreciation rate causes a substitution of foreign currency for Riel, thereby enhancing the dollarization process, and a decrease in Za reflecting a higher Riel appreciation rate leads to a substitution of Riel for foreign currency, thereby reducing the dollarization level¹⁴. These findings are consistent with that of Kem (2001), Ra (2008), and Samreth (2011). However, unlike these previous studies, by taking into account the possibility of asymmetric effects of exchange rate movement, our estimation identifies that the impact of Zd is larger than that of Za . This result is also supported by a Wald test, wherein the null hypothesis that the coefficients of Zd and Za are the same is rejected at the 5% significance level¹⁵.

It is worth noting that the exchange rate movement in Cambodia seems to show a structural change in which it illustrates a highly depreciating trend before the Asian financial crisis and a stable trend after that¹⁶. The exchange rate stability in Cambodia after the Asian financial crisis may be a result of socio-economic stability and its policy preference for a managed floating regime. This policy preference widely observed in many other developing countries reflects the “fear of floating” as indicated by Calvo and Reinhart (2002). In this study, we also conduct an estimation focusing on the period after the Asian financial crisis (between 1997Q3 to 2017Q4), during which the exchange rate movement is relatively stable. The ARDL-based estimation results show that the coefficient of Zd is statistically significant and positive,

¹⁴ Note that, as mentioned earlier, Zd always increases (i.e., more Riel depreciation) or remains constant, and Za always decreases (i.e., more Riel appreciation) or remains constant by construction.

¹⁵ The computed Wald statistic from this test is $\chi^2(1) = 4.0667$ with the p-value = 0.044.

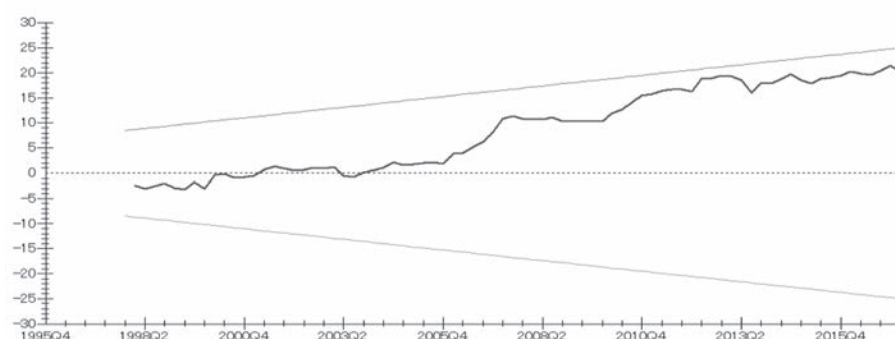
¹⁶ A figure illustrating this is available upon request.

although the coefficient of Za is statistically insignificant¹⁷. These results also provide evidence supporting the significant asymmetric effect of exchange rate movement on the dollarization process in Cambodia.

5.4 Stability Tests

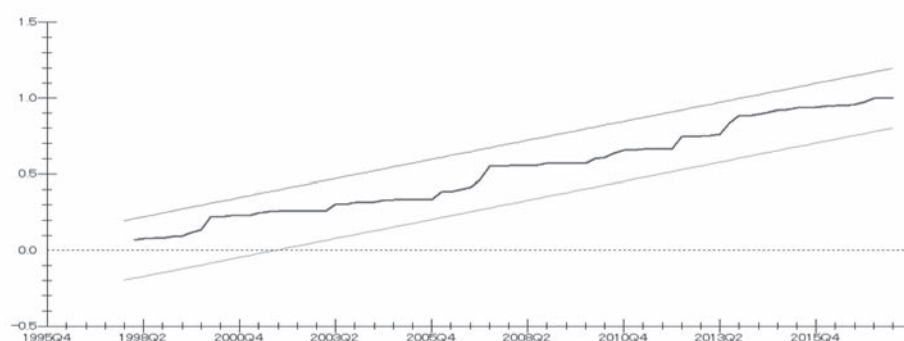
The selected ARDL model is tested for its stability by applying statistical tests on the cumulative sum of recursive residuals and their squares. Figures 2 and 3 indicate that their graphs are between the related critical bounds at the 5% significance level. These results support the stability of our selected ARDL model over the sample period. This provides more evidence strengthening the appropriateness of the estimation model specification.

Fig. 2 Cumulative Sum of Recursive Residuals and its Critical Bounds



Note: The straight lines represent critical bounds at the 5% significance level.

Fig. 3 Cumulative Sum of Squares of Recursive Residuals and its Critical Bounds



Note: The straight lines represent critical bounds at the 5% significance level.

¹⁷ Estimation results can be provided upon request. Another possibility for future study is to adopt a regime-switching model for the estimation.

5.5 Discussion

The estimation results in our study reconfirm the hysteresis effect in the dollarization process in Cambodia as shown by Samreth (2011). They also indicate that the impact of a higher Riel depreciation rate on the currency substitution process is stronger than that of higher Riel appreciation rate. This implies that the currency substitution process toward foreign currency holdings (i.e., dollarization process) is stronger when Riel depreciates more. These asymmetric effects of exchange rate movement may be due to the delicacy of confidence on Riel and a widespread availability of foreign currency, mainly the U.S. dollar, in the Cambodian economy. Our findings provide some implications for addressing the dollarization issue in Cambodia.

The existence of the hysteresis effect in the dollarization process in Cambodia may suggest the need to address it by direct policy actions such as regulation on foreign currency deposits or restriction on economic transactions that use foreign currency. However, such measures need to be carefully considered. From other countries' experiences, as discussed in Menon (2008), Kokenyne et al. (2010), and Samreth (2011), a forced de-dollarization can be ineffective or even counterproductive. Policy actions may need to occur in such a way that enhances people's incentive in using or holding domestic currency. As explained above, our estimation shows that the impact of a higher Riel depreciation rate on the currency substitution process is larger than that of a higher Riel appreciation rate. These results suggest a careful monitoring of the Riel exchange rate movement and the need of policy actions that focus more on appreciation (maybe, a gradual one) of Riel. This can encourage the public's demand for Riel, thereby reducing currency substitution (i.e., enhancing the de-dollarization process). However, it is also important to note that the appreciation of Riel can provide both advantages and disadvantages for Cambodia, implying the need for careful actions regarding dollarization policy¹⁸.

Based on a survey of selected 2,273 households across Cambodia between October 2014 and January 2015, Odajima and Khou (2017) found that, in spite of being a highly dollarized country, a large share of household income in various regions in Cambodia is denominated in Riel. This study also indicates that a very high share of household transactions is conducted by using Riel. The appreciation of Riel can increase the purchasing power of such households. From another survey of selected 856 enterprises across Cambodia over the same period, Aiba and Tha (2017) showed that Riel is highly used among enterprises in various regions in Cambodia, and a significant share of their revenue is denominated in Riel. The appreciation of Riel can also be a gain for such enterprises. For the Cambodian government, given that its revenue and expenditure are in Riel in many cases, it can also gain from Riel appreciation. Additionally, since Cambodia depends on foreign borrowings (MEF, 2017), Riel appreciation can mitigate exchange rate risks relating to its debt and reduce its debt repayment burden. Another positive effect of Riel appreciation

¹⁸ Recently, the NBC has started to operate liquidity-providing collateralized operation (LPCO) in order to provide Riel liquidity to banks and microfinance institutions by pledging negotiable certificates of deposit as collateral. This policy approach can enhance the circulation of Riel.

is that it can enable Cambodia to accumulate international reserves with lower costs. International reserves can play an important role in reducing the country's vulnerability when there are external shocks.

However, the appreciation of Riel can also have various drawbacks for those whose earnings are significantly denominated in a foreign currency. According to Odajima and Khou (2017), although a large share of the income of surveyed households in various regions in Cambodia is denominated in Riel, households in areas such as Phnom Penh and Banteay Meanchey have a significant share of their income in foreign currency. The appreciation of Riel can negatively affect the purchasing power of such households. Additionally, Aiba and Tha (2017) found from a survey that large enterprises and enterprises engaging in trade and tourism sector have a very large share of their income in foreign currency. Riel appreciation can result in an income loss for them. In another study, from data of 15 financial institutions in Cambodia, Aiba and Sok (2017) indicate that a very high share of deposit and loan portfolio of these financial institutions is denominated in foreign currency, and therefore Riel appreciation may cause disadvantages for them. Another drawback is that it may negatively affect the competitiveness of the Cambodian export sector. But, this negative effect is ambiguous, given that Cambodia is still a highly dollarized economy where the goods and services transactions, including those for exporting, are widely conducted in foreign currency, mainly the U.S. dollar.

From the discussion, Riel appreciation can have both benefits and costs for Cambodia. Hence, any policy actions attempting to enhance the de-dollarization process through exchange rate management need to be considered with caution and require detailed study of the associated benefits and costs. How and to what extent such policy actions can be implemented is another challenge, given that for an economy following a market regime, its exchange rate movement may follow its economic fundamentals (e.g., Clark and MacDonald, 1998) and the "law of one price" in the long run from macroeconomic perspectives.

6 Conclusion

The high level of dollarization in Cambodia is a result of various factors, including the huge inflows of foreign aid and external finance used for peacekeeping operations by the UNTAC and the loss of confidence in the domestic currency due to socioeconomic and political instability in the early 1990s. Although high dollarization can have some benefits, like other highly dollarized countries, Cambodia is seeking to de-dollarize its economy. For this, the information on factors affecting the dollarization process is very important. Unlike previous studies, by taking into account the possibility of asymmetric impacts of exchange rate movement, our estimation indicates that Riel depreciation and appreciation exert different impacts on the dollarization process in Cambodia. The impact of a higher Riel depreciation rate is larger than that of a higher Riel appreciation rate. This may suggest that any policy efforts attempting to enhance the de-dollarization process in Cambodia through exchange rate management should be more focused on Riel appreciation. However, it is necessary to note that Riel appreciation can have both positive and

negative socio-economic consequences. The analysis on how and to what extent such policy actions can be implemented and the examination on their costs and benefits are the subject of further study.

There are also some caveats that need to be noted in this study. Sources of continuous inflows of foreign currency, such as remittances sent from abroad by migrant workers, foreign investment and foreign aid may also need to be considered as factors enhancing the dollarization process in Cambodia. However, such factors cannot be incorporated into our estimation due to data limitation. Nevertheless, the past peak level of dollarization, a proxy of its hysteresis effect, included in our estimation helps to capture these factors to some extent. There is also a possibility that the dollarization process is affected by future exchange rate risk factors if people have forward-looking rational expectations. Incorporating variables such as international reserves in months of imports and external debt to export or GDP ratio into the estimation may enable us to capture exchange rate risk factors. This can be the subject of future studies when data are more abundant.

References

- Aiba D and P Sok (2017) Financial dollarization: evidence from a survey on branches of Cambodian financial institutions. *Hitotsubashi Economics*, 10, 81-116.
- Aiba D and R Tha (2017) Dollarization and enterprise's behaviors: the case of Cambodia. *Hitotsubashi Economics*, 10, 49-80.
- Bahmani-Oskooee M and S Bahmani (2015) Nonlinear ARDL approach and the demand for money in Iran. *Economics Bulletin*, 35, 381-391.
- Bahmani-Oskooee M, Xi D and S Bahmani (2016) Asymmetric effects of exchange rate changes on the demand for money in China. *Applied Economics Letters*, 23, 1104-1109.
- Bahmani-Oskooee M, Halicioglu F and S Bahmani (2017) Do exchange rate changes have symmetric or asymmetric effects on the demand for money in Turkey? *Applied Economics*, 49, 4261-4270.
- Calvo G and C Reinhart (2002) Fear of floating. *Quarterly Journal of Economics* 117, 379-40.
- Clark P and R MacDonald (1998) Exchange rates and economic fundamentals: a methodological comparison of BEERs and FEERs, Working Paper No. 98/67, International Monetary Fund, Washington D.C.
- Cuddington J T, Garcia R M and D M Westbrook (2002) A micro-foundations model of dollarization with network externalities and portfolio choice: the case of Bolivia. Mimeograph.
- Duma N (2011) Dollarization in Cambodia: causes and policy implications. IMF Working Paper No. 11/49, International Monetary Fund, Washington D.C.
- Engle R F and C W J Granger (1987) Co-Integration and Error Correction: representation, estimation, and testing. *Econometrica*, 55, 251-76.
- Imrohoroglu S (1994) GMM estimates of currency substitution between the Canada dollars and US dollars. *Journal of Money, Credit and Banking*, 26, 792-807.
- Johansen S and K Juselius (1990) Maximum likelihood estimation and inference on cointegration-with applications to the demand for money. *Oxford Bulletin of Economics and Statistics*, 52, 169-10.
- Kang K (2005) Is dollarization good for Cambodia? *Global Economic Review*, 34, 201-211.
- Kem R (2001) Currency substitution and financial sector developments in Cambodia. International and Development Economics Working Paper, No. 01-4, Australian National University, Canberra.
- Kokenyne A, J Ley and R Veyrune (2010) Dedollarization. IMF Working Paper No. 10/188, International Monetary Fund, Washington D.C.
- Kumamoto H and M Kumamoto (2008) Currency substitution, network externalities, and hysteresis effects. *Shogaku*

- Ronshu (*Journal of commerce, economics, and economic history*), 77, 1-13.
- Lay S, Kakinaka M and K Kotani (2012) Exchange rate movement in a dollarized economy. *ASEAN Economic Bulletin*, 29, 65-78.
- MEF (2017) Cambodia public debt statistical bulletin volume 5, Ministry of Economy and Finance, Cambodia. <https://gdicdm.mef.gov.kh/en/2018/03/23/1957.html>. Accessed 7 September 2018.
- Menon J (2008) Cambodia's persistent dollarization: causes and policy. *ASEAN Economic Bulletin*, 25, 228-237.
- Mongardini J and J Mueller (2000) Ratchet effects in currency substitution: An application to the Kyrgyz Republic. *IMF Staff Papers*, 47, 218-237.
- Narayan P K (2004) Fiji's tourism demand: the ARDL approach to cointegration. *Tourism Economics*, 10, 193-06.
- NBC (2018) Economic and Monetary Statistics Review, National Bank of Cambodia.
- Odajima K and V Khou (2017) Foreign currency usage and perception: evidence from a Survey on Cambodian households. *Hitotsubashi Economics*, 10, 9-48.
- Pesaran H M, Shin Y and R J Smith (2001) Bounds testing approaches to the analysis of level relationships. *Journal of Applied Econometrics*, 16, 289-26.
- Ra H R (2008) Modeling the dollarization: a case study for Cambodia, Laos, and Vietnam. *Global Economics Review*, 37, 157-169.
- Rojas-Suarez L (1992) Currency substitution and inflation in Peru. *IMF Working Paper No. 92/33*.
- Samreth S (2010) Currency substitution and seigniorage-maximizing inflation: the case of Cambodia. *Applied Economics*, 42, 1907-1916.
- Samreth S (2011) An empirical study on the hysteresis of currency substitution in Cambodia. *Journal of Asian Economics*, 22, 518-527.
- Sawada Y and P A Yotopoulos (2001) Currency substitution, speculation, and crises: theory and empirical analysis. ESRI Discussion Paper Series No. 7, Economic and Social Research Institute, the Cabinet Office of Japanese Government.
- Shin, Y., Yu, B. and M. Greenwood-Nimmo (2014) Modeling asymmetric cointegration and dynamic multipliers in a nonlinear ARDL framework. In: Horrace, W.C. and R.C. Sickles, Eds., *Festschrift in Honor of Peter Schmidt: Econometric Methods and Applications*, Springer Science and Business Media, New York.
- Uribe M (1997) Hysteresis in a simple model of currency substitution. *Journal of Monetary Economics*, 40, 1299-1303.
- Zamaróczy M and S Sa (2002) Economic policy in a highly dollarized economy: the case of Cambodia. *IMF Working Paper No. 02/92*, International Monetary Fund, Washington D.C.