

# Development of Power Assist System for Caregiver by Muscle Suit

Hiroshi Kobayashi, Hirokazu Nozaki, and Toshiaki Tsuji

*Department of Mechanical Engineering  
Tokyo University of Science  
Kagurazaka, Shinjuku, Tokyo 162-8601, Japan  
{hiroshi, hirokazu & tsuji}@kobalab.com*

**Abstract** - A "muscle suit" that will provide muscular support for the paralyzed or those otherwise unable to move unaided is being developed as a wearable robot. The muscle suit consists of a mechanical armor-type frame and McKibben artificial muscle. Using a new link mechanism for the shoulder joint which consists of two half-circle links with four universal joints in total mounted at both ends of each link, all motion for the upper limb has been realized. Applying the muscle suit to non-healthy people such as elderly people and/or disable one requires very high-level safety and usability, from the practical point of view. We then in the first place for the practical use, apply the muscle suit to the manual worker. In this paper, we introduce how we can apply the muscle suit for the manual worker.

**Index Terms** – Muscle suit, Power assist, Caregiver, McKibben artificial muscle.

## I. INTRODUCTION

ASIMO and AIBO have been marketed for an aging society where children are decreasing in number. This calls attention to robot technology for supporting daily life in a human environment, including special environments such as those found in the field of medicine. Note that robot technologies consider use in the human living environment, although, few provide physical support or can directly provide human assistance. Kazerooni have been developing a robot so called Exoskeletons [1] to extend and/or augment human power for walking controlled by piston with a gas turbine. This is one of the wearable robot though, it is not for supporting human daily life (for army in fact). HAL[2] has been developing to assist walking by attaching orthosis to human body which is controlled by motor. It is required size adjustment to wearer and therefore custom-made is necessary. Since only one subject is using HAL for demonstration, no one knows it really works or not. Moreover, it is crucial to have a structure for not to have a falling for practical application. Another power assist suit [3] and power assist apparatus called HALL [4] have been specifically developed as wearable robots. These systems have the potential for aiding a caregiver, but because of their heavy metal frames, they are difficult to use in daily life. An exoskeleton to assist elbow and forearm motion especially for physically weak persons has been also constructed [5] though, it has the same drawback.

Whereas we have been developing a muscle suit [6]-[9], a wearable robot that directly and physically supports human movement. The purpose of the muscle suit is to help a patient,

who normally needs assistance, move unaided. It could also prove useful to rehabilitation and a manual worker. The patient will be able to willfully control his movement with the muscle suit, which provides both muscular and emotional support. In addition, use of McKibben artificial muscle allow the muscle suit to be lightweight, making it realistic to use in daily life.

Wearable system and robots normally consist of pole-like metal frames and joints, and they are attached to human body by band and/or hook-and-loop fastener. A wearer has a pain if the position of joint is not precise and feels heavy load from attached parts. Whereas, since the muscle suit does not have to attach to the wearer and the wearer is given load from inner surface of the muscle suit, the wearer does not feel a pin point pain. Moreover the muscle suit is manufactured a little bigger than human limb diameter and then the wearer can move inside of the muscle suit. These features make the muscle suit be free from precise adjustment to the wearer, i.e. flexible in size adjustment.

The motivation for developing muscle suit is for supporting non-healthy people though, when we think of practical use of muscle suit, from ethical and also safety point of view, it will be hard to apply it to them from the early stage, i.e., elderly and handicapped. We therefore decide to apply muscle suit for a manual worker, i.e., a care giver.

In this paper, Section 2 describes the concept of the muscle suit, and Section 3 explains configuration of muscle suit and verifies its feasibility by testing a prototype system, focusing on its physical support and availability. In this process, unsolved issues emerge. To overcome them, an armor-type muscle suit proposed with special shoulder links in order to realize all arm motion. Section 4 illustrates muscle power support by wearing muscle suit in terms of transfer assistance which is one of the heaviest burden for care giver.

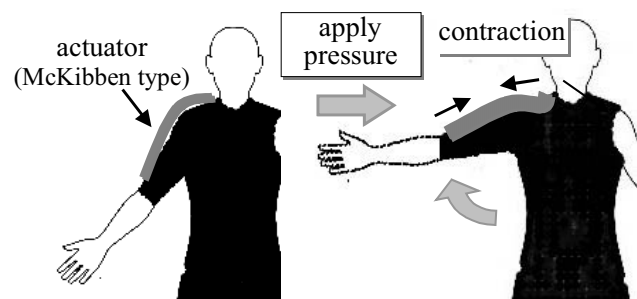


Fig. 1 Principle of operation of muscle suit.

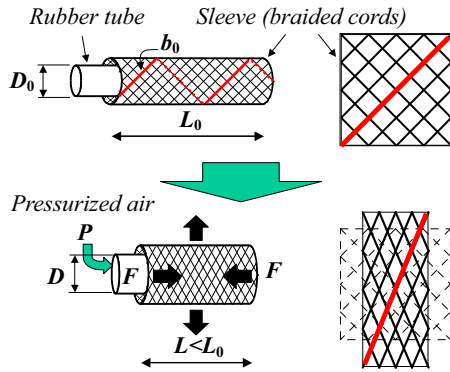


Fig. 2 Structure of McKibben artificial muscle

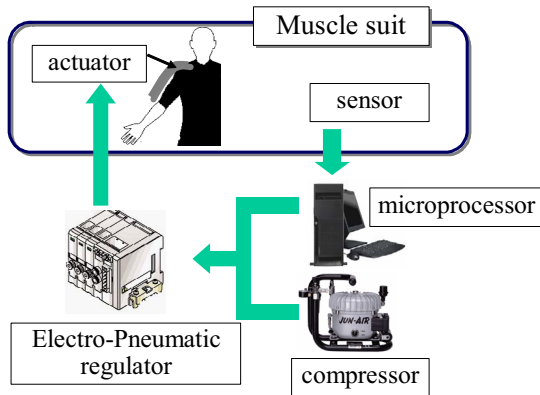


Fig. 3 System configuration




Fig. 4 Motion examples by using a life-size doll.



Fig. 5 Examples of slippage and slack

## II. BASIC CONCEPT OF MUSCLE SUIT

The muscle suit is a wearable muscular support apparatus that is capable of moving a human, with the purpose of providing human physical support in a wide variety of applications. The basic concept is illustrated in Fig. 1. The McKibben artificial muscle was chosen for its light weight, flexibility, and large output. As shown in the figure, both ends of an actuator are sewn into a garment. Upon receipt of pressurized air, the actuator contracts and the garment pulls,

lifting the wearer's arm.

The muscle suit is a new robot technology designed as a muscular support apparatus, which aids the wearer's movement by simply wearing the garment like a suit. Unlike conventional general robots, the joints are not directly rotated with actuators. Instead, actuators resemble muscles, which simulates the smooth and flexible characteristics of human movement.

## III. CONFIGURATION OF MUSCLE SUIT

### A. McKibben Artificial Muscle

This section provides a description of the McKibben artificial muscle. The McKibben-type actuator was developed in the 1950s and 1960s for artificial limb research [10]. It is small, lightweight, simple, soft, flexible, and has no stiction [11]. Power-to-weight ratio is vastly outperforming.

The McKibben-type actuator consists of an internal bladder surrounded by a braided mesh shell (with flexible yet non-extensible threads) that is attached at either end to fittings. As shown in Fig. 2, when the internal bladder is pressurized, the highly pressurized air pushes against its inner surface and against the external shell, tending to increase its volume. Due to the non-extensibility of the threads in the braided mesh shell, the actuator shortens according to its volume increase and/or produces a load if it is coupled to a mechanical load. About 35% contraction can be expected with no load, and more than 20% for 20 kg load.

### B. System Configuration

The system requires a compressor, a microprocessor, and an electro-pneumatic regulator as shown in Fig.3. The electro-pneumatic regulator controls the compressed air output according to an analog signal from the microprocessor.

The size and weight of electro-pneumatic regulator are 22x52x58.5[mm] and 181[g]. H8 microprocessor (50x70) is employed. The total current is less than 30[mA] and battery is usable. Although a McKibben artificial muscle is employed an electro-pneumatic regulator, the system is not large and heavy even with 4kg-weight muscle suit. It may say it is movable. Whereas the system is required compressed air from the compressor and it is difficult to carry. However the factory has pipe arrangement for compressed air and we can use it for muscle suit by connecting the tube to pipe arrangement. Also for a house, we are supposed to prepare the tube for supplying compressed air from ceiling. It is said that muscle suit thus is movable and workable where wearer wants to work without compressor.

### C. Issue of Basic Concept of Muscle Suit

A doll is used (for bandage exercise made by Kyoto Science Co., Ltd., 40 cm wide, 25 cm deep, 150 cm high, and weighing about 15 kg) to determine whether a person wearing the muscle suit would be able to move. In this experiment, the motion of the arm was checked. The motion of the entire body, including walking, will be examined in the future.

Fig.4 shows abduction motion and bending the elbow as examples. We experimentally determined the length and

mounting position of an actuator and other parameters. From this experiment, we confirmed that human could wear the muscle suit for implementation of motion corresponding to the respective degrees of freedom.

Meanwhile, we find limitation of the muscle suit's range of motion. For example, as shown in Fig.5, the muscle suit can lift up the arm (abduction) up to about 40 degrees, and this seems to be the limit. The limitation is also implied the limitation of basic concept of the muscle suit as well. Muscles of mammals are attached directly to bones, giving mammals a very wide range of motion, largely because the distance between a joint and one end of a muscle is relatively short. Because the muscle suit is essentially a garment worn on the skin covering the bones, the distance between a joint and one end of an actuator must be greater than the distance between a joint and an end of a muscle in a mammal. From this point of view, it will be very difficult for a muscle suit to realize a human's full range of motion.

Also, slippage and slack of wear in the displacement of the muscle suit will cause losses; i.e., the full stroke of an actuator's contraction is not directly conveyed to the muscle suit. This concept is illustrated in Fig. 5. Moreover, in the case of the muscle suit, since human bones and skeleton are used as a pole, bones and joints are forced to withstand load produced by actuators. Thus, the muscle suit may apply a large load to the wearer's joints and bones.

#### D. Concept of Armor-type Muscle Suit

To overcome these issues, we proposed application of the armor structure, i.e., use of the mechanical joint and cylindrical frame connected by joints. Fig. 6 shows the degree of freedom which is necessary for all seven motions (Flexion, Abduction, Inner rotation, Extension, Adduction, Outer rotation, and Flexion of Cubital Joint) for the upper limb. Fig. 7 describes the overview of new structure muscle suit. Table I shows combination of actuators required to realize each motion. The total weight is 4 kg. It is not clear 4kg is heavy or not. The estimation of the weight will investigate in near future though, less than 3kg will be expected if we use magnesium and/or FRP.

Shoulder joint has to achieve three DOF, i.e. 1, 3, and 4 shown in Fig.6. Let here briefly discuss how it works. Fig.8 depicts a new shoulder joint mechanism which consists of two half-circle links and four universal joints mounted at both ends of each link. The mechanism is similar to ref.[12] and Cybernetic Shoulder(Fig.9)[13] which is the same concept as ref.[12]. As shown in Fig.9, Cybernetic Shoulder consists of three half-circle links located at each 120 degrees and by controlling center axis, motion which is similar to human's one is realized. While in case of the muscle suit, two half-circle links are mounted at each 180 degrees along the outer half of cylindrical surface so as to keep room for wearer.

The size of half-circle link is decided in consideration of the center of rotation and wide open space for wearer. Fig.10 shows the trajectory of motion in coronal plane. Motion in sagittal plane is realized as the same manner. It can say that wide movable range is achieved by this mechanism.

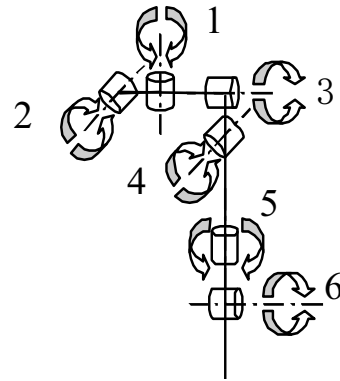


Fig. 6 Degree of freedom required for the all upper limb motions.

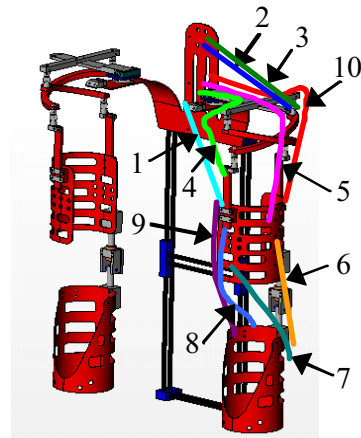


Fig. 7 Structure of new muscle suit

TABLE I. COMBINATION OF ACTUATORS FOR EACH MOTION

	Motions	Actuators
Shoulder Joint	Flexion	2, 3, 4
	Extension	10
	Abduction	2, 3, 5
	Adduction	1, 4
	Outer rotation	8
	Inner rotation	7
Cubital Joint	Flexion	6, 7, 8, 9

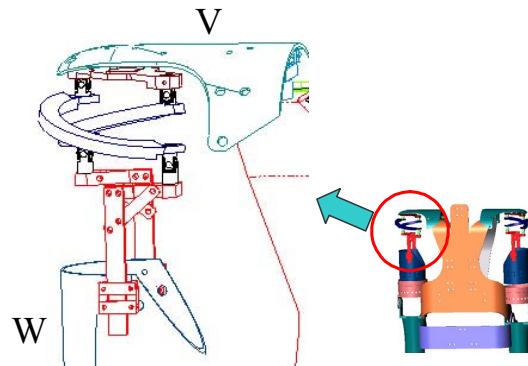


Fig. 8 Structure of a new shoulder mechanism

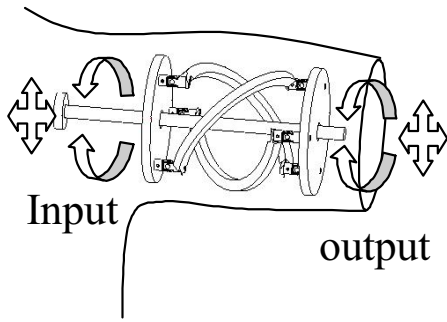


Fig. 9 Mechanism of Cybernetic Shoulder

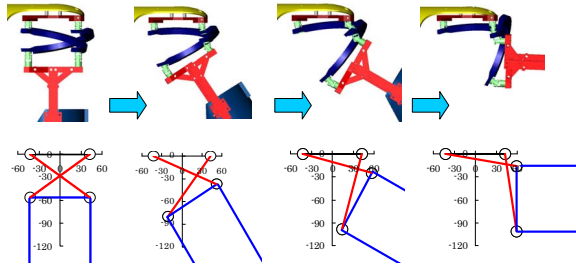


Fig. 10 Motion of new shoulder mechanism in coronal plane

TABLE II. PHYSICAL CONSTITUTION OF SUBJECTS

Subject	a	b	c	d	e
Age	18	19	19	29	20
Height[cm]	170	162.1	165	159.8	155.5
Weight[Kg]	69.6	67.4	56.6	50.7	54
Subject	f	g	h	i	j
Age	34	20	24	19	29
Height[cm]	158.1	157.6	165.6	159.2	158.3
Weight[Kg]	49.0	53.1	51.8	48.9	53.2

#### IV. MUSCLE SUIT FOR SUPPORTING CARE GIVER

Almost all care givers have back pain. It becomes serious because of increasing number of elderly in need of nursing care and aging of care giver. One of the heaviest burden for care giver is transfer assistance of subject from bed to wheelchair. Lift is used as one of solution for transfer assistance though, elderly in need of nursing care is not welcome to be handled by such kind of instrument. Still they prefer assistance by human. Muscle suit is one way to solve these issues, i.e., it will be possible to reduce burden for care giver and elderly will be assisted by care giver who wears muscle suit. This chapter introduces first trial for transfer assistance by muscle suit.

##### A. Experimental Set Up

10 female students at nursing school are employed for the experiment. Their physical constitution is shown in Table II. If we use real human as a subject in need of nursing care, it is expected that he/she moves corresponding to assistance by care giver. A human-like mannequin is employed for experiment as the subject described in Fig.11.



Height	160[cm]
Weight	20[Kg]
Height of waist	94.6[cm]
Shoulder~Elbow	30.7[cm]
Elbow~Wrist	25.1[cm]

Fig. 11 Specification of mannequin used as a subject in need of nursing care




Fig. 12 Arrangement of bed and wheelchair



Fig. 13 Process of transfer assistance from bed to wheelchair

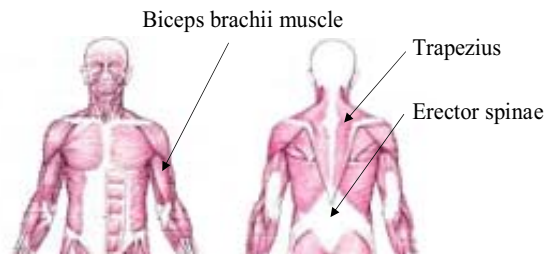


Fig. 14 Positions for measuring IEMG

The experiment is undertaken under normal condition for transfer assistance in terms of position for bed and wheelchair shown in Fig.12. Fig.13 indicates process of transfer assistance and muscle power is measured by applying integral electromyogram (IEMG) which shows total amount of muscle power used during the task.

In the experiment, care giver performs transfer assistance with and without muscle suit. The experiment is repeated 4 times for each condition and average of IEMG is calculated. Muscle suit supports motion for folding a mannequin in care giver's arms by applying 0.25MPa to actuator 1 and 0.4MPa to 4,7 and 8. When care giver starts holding subject, these values are applied to muscle suit and after transferring subject to wheelchair, compressed air is released.

##### B. Measurement of IEMG

WEB-5500 from NIHON KOIUDEN Co. Ltd. is em-

ployed for measuring IEMG. Bipolar lead method is used, distance between electrodes is 5cm and earlap is applied as body earth. Specification for measurement is as follows; sampling rate: 2kHz, band pass filter: 15-500Hz, time constant: 0.01sec. Three positions for measuring IEMG are shown in Fig.14.

### C. Experimental Results

Fig.15, 16, 17 depicts average values of IEMG for 4 trials with and without muscle suit for 10 subjects. Horizontal axis displays average values without muscle suit and vertical one with muscle suit. Shaded area means decrease of muscle power used because of muscle suit and we find that muscle suit succeeds in reduction of muscle power for all subjects. From t-test result, 5% significant level is acquired from all subjects and then we can conclude that muscle suit is efficient for transfer assistance. Note that muscle suit directly supports arm motion though, load of erector spinae muscle which is used for supporting upper body posture is decreased (Fig.17). It is a kind of side effect and we do not exactly know the reason. We guess that because of power assist by muscle suit, wearer can hold a mannequin close and then he/she can keep good posture.

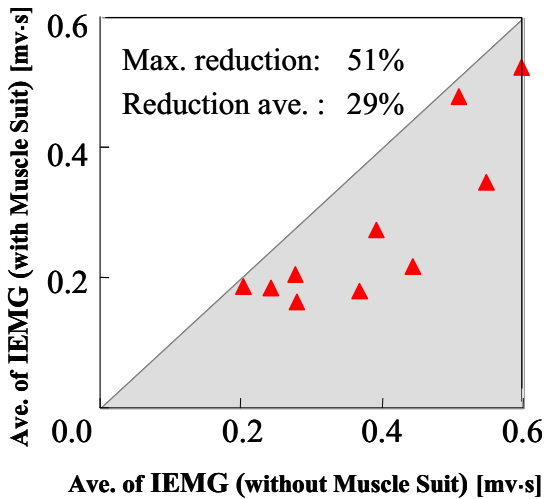


Fig. 15 IEMG from Biceps brachii muscle

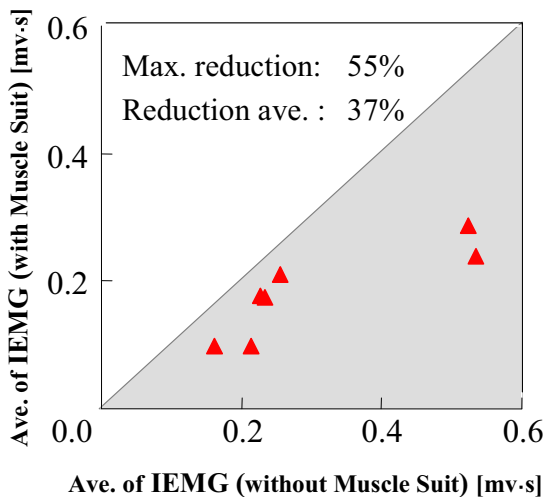


Fig. 16 IEMG from Trapezius muscle

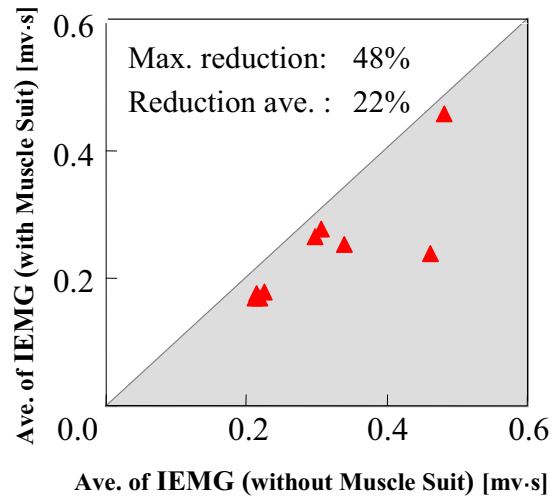


Fig. 17 IEMG from Erector spinae

### V. CONCLUSIONS

The muscle suit which is capable of moving a human, with the purpose of providing human physical support in a wide variety of applications is presented. Although the purpose for developing muscle suit is for supporting non-healthy people though, when we think of practical use of muscle suit, from ethical and also safety point of view, it will be hard to apply it to them, i.e., elderly and handicapped. We therefore decide to apply muscle suit for a manual worker, i.e., a care giver. In this paper, first trial for applying muscle suit to care giver is introduced.

Transfer assistance from bed to wheelchair is undertaken by applying muscle suit and muscle power used is measured by integral electromyogram (IEMG). We find that muscle suit succeeds in reduction of muscle power for all 10 subjects. Moreover, muscle suit directly supports only arm motion though, load of erector spinae muscle which is used for supporting upper body posture is decreased.

Since muscle suit is water proof, as a next step of practical use of muscle suit, we are supposed to apply it for bath support. Also we are going to continuously improve muscle suit to realize to be comfortable and light weight.

### REFERENCES

- [1] H. Kazerooni: Exoskeletons for Human Power Augmentation, *IROS2005*, pp.3120-3125 (2005)
- [2] Tomohiro Hayashi, Hiroaki Kawamoto and Yoshiyuki Sankai: Control Method of Robot Suit HAL working as Operator's Muscle using Biological and Dynamical Information, *IROS2005*, pp.3455-3460 (2005).
- [3] K. Yamamoto, H. Hyodo, and T. Matsuo: Powered Suit for Assisting Nurse Labor, *Fluid Power (Proc. 3rd International Symposium on Fluid Power)*, SHPS, pp.415-420 (1996).
- [4] Takeshi Koyama, Maria Q. Feng and Takayuki Tanaka: Wearable Human Assisting Robot for Nursing Use, *Machine Intelligence and Robotic Control*, Vol.2, No.4, 163-168 (2000).
- [5] Kazuo Kiguchi, Ryo Esaki, Takashi Tsuruta, Keigo Watanabe, Toshio Fukuda: An Exoskeleton for Human Elbow and Forearm Motion Assist, *Proceedings of the 2003 IEEE International Conference on Intelligent Robots and Systems* Oct.27-31 Las Vegas, Nevada, U.S.A., pp.3600-3605 (2003-10).
- [6] Hiroshi Kobayashi, Taisuke Matsushita, Yusuke Ishida and Kohki Kikuchi: New Robot Technology Concept Applicable to Human Physical Support -The Concept and Possibility of the Muscle Suit (Wearable Muscular Support Apparatus)-, *Journal of Robotics and Mechatronics*, vol.14 No.1, pp.46-53 (2002).

- [7] Hiroshi KOBAYASHI, Akitaka UCHIMURA, Yujiro ISHIDA, Taichi SHIIBA, Kazuaki HIRAMATSU, Makoto KONAMI, Taisuke MATSUSHITA, and Yutaka SATO: Development of Muscle Suit for Upper Body - Realization of Abduction Motion -, *Advanced Robotics*, vol.18 No.5, pp..497-513 (2004).
- [8] Kobayashi, Taichi Shiiban and Yujiro Ishida: Realization of All 7 Motions for the Upper Limb by a Muscle Suit, *Journal of Robotics and Mechatronics*, vol.16 No.5, pp..504-512 (2004).
- [9] Hiroshi Kobayashi and Hidetoshi Suzuki: Development of a New Shoulder Mechanism for a Muscle Suit, *IEEE/RSJ International Conference on Intelligent Robots & Systems ( IROS'05 )* TAI-13, pp.2727-2732, (2005-8)
- [10] C.P. Chou, B. Hannaford, Measurement and Modelling of McKibben Pneumatic Artificial Muscles, *IEEE Transactions on Robotics and Automation*, vol. 12, pp. 90-102, Feb. (1996).
- [11] Schulte H F Jr, The characteristics of the McKibben artificial muscle. In: *The Application of external power in prosthetics and orthotics. National Academy of Sciences-National Research Council*, Washington D. C., (1961).
- [12] A. Lande and P.J. David: "Articulation for Manipulator Arm", U.S. Patent 4, 300, 362 (1981).
- [13] Masafumi Okada and Yoshihiko Nakamura, Development of Cybernetic Shoulder -A Three DOF Mechanism that Imitates Human Shoulder-Motions -, *Journal of the Robotics Society of Japan*, vol.18, no.5, pp.690-698 (2000) in Japanese